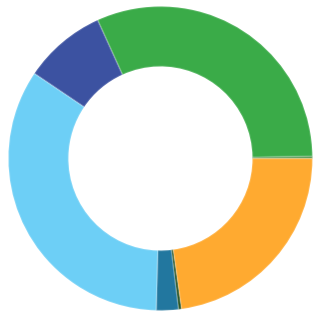


MAYFAIR SCHOOL

2021-22 SCHOOL PROGRESS REPORT ON EDUCATION AND EQUITY

School Code | 8300 Sector | District Network | Network 9
 Principal Name | Mr William Day Jr
 Address | 3001 Princeton Ave
 Phone | 215-400-3280 Website | mayfair.philasd.org/
 Report Type | K-8 School Grades in Report | K-8
 Admissions Category | Neighborhood
 Turnaround Model | N/A
 Receives HS Report | No
 Oct 1 Enrollment | 1664

Student Enrollment and Demographics



- 0.2% American Indian / Alaskan Native
- 31.6% Asian
- 8.8% Black / African American
- 34.0% Hispanic / Latino
- 2.3% Multi Racial / Other
- 0.3% Native Hawaiian / Pacific Islander
- 22.8% White

1898
 Total Number of Students Served for 10+ Days Over the Year

9.2%
 % Students with IEPs

49.2%
 % English Learners

69.2%
 % Economically Disadvantaged

Student Attendance

54.0%
 % Students Attending at Least 95% of Instructional Days

76.1%
 % Students Attending at Least 90% of Instructional Days

Score Level	Performance	Improvement	Level
Level 5			
Performance At or Above Target in 22.2 % 2 out of 9 Eligible Metrics			
Improvement Insufficient Data for Score			
Goal Performance (All Students)			
GOAL 1 PSSA ELA % of Students Proficient or Advanced (Grades 3-8) Score: 38.9 % -3.6 pts from 2021-2022 target NOT MEETING no data prior year			
GOAL 2 PSSA ELA % of Students Proficient or Advanced (Grade 3) Score: 35.7 % -3.6 pts from 2021-2022 target NOT MEETING no data prior year			
GOAL 3 PSSA Math % of Students Proficient or Advanced (Grades 3-8) Score: 22.3 % -6.4 pts from 2021-2022 target NOT MEETING no data prior year			
● Meeting Target ● Not Meeting Target			
	American Indian / Alaskan Native Insufficient Data for Score	Insufficient Data for Score	
	Asian Insufficient Data for Score	Insufficient Data for Score	
	Black / African American Insufficient Data for Score	Insufficient Data for Score	
	Hispanic / Latino Insufficient Data for Score	Insufficient Data for Score	
	Multi Racial / Other Insufficient Data for Score	Insufficient Data for Score	
	Native Hawaiian / Pacific Islander Insufficient Data for Score	Insufficient Data for Score	
	White Insufficient Data for Score	Insufficient Data for Score	
	English Learners Insufficient Data for Score	Insufficient Data for Score	
	Students with IEPs Insufficient Data for Score	Insufficient Data for Score	
	Economically Disadvantaged Insufficient Data for Score	Insufficient Data for Score	

Reading/ELA: Every Student Reads On or Above Grade Level

Goal 1 - Reading Grades 3-8

School Code | 8300 School Name | Mayfair School

Goal 1: The percentage of students in grades 3-8 who are proficient on the state ELA assessment will grow from 35.7% in August 2019 to 65.0% by August 2026

PSSA ELA: % of Students Proficient or Advanced, Grades 3-8

All Students, 1,052 students

Score: 38.9 %



2021-2022 Target: 42.5 %

-3.6 pts from target

2025-2026 Goal: 65.0 %

-26.1 pts from target



- Meeting Target
- Not Meeting Target

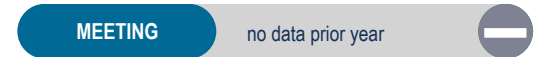
American Indian / Alaskan Native

Insufficient Sample

Asian, 370 students

Score: 59.5 %

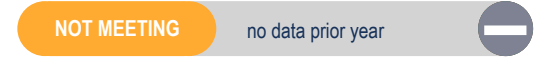
17.0 pts above target



Black / African American, 100 students

Score: 27.0 %

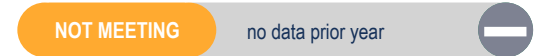
-15.5 pts from target



Hispanic / Latino, 337 students

Score: 27.3 %

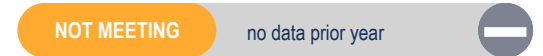
-15.2 pts from target



Multi Racial / Other, 32 students

Score: 40.6 %

-1.9 pts from target



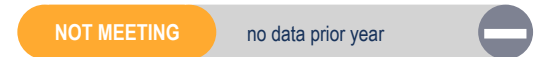
Native Hawaiian / Pacific Islander

Insufficient Sample

White, 208 students

Score: 26.4 %

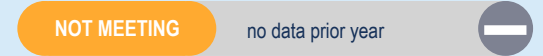
-16.1 pts from target



English Learners, 466 students

Score: 22.1 %

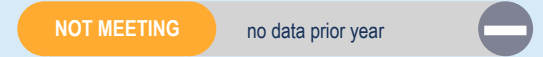
-20.4 pts from target



Students with IEPs, 92 students

Score: 13.0 %

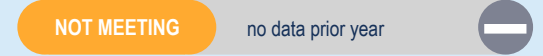
-29.5 pts from target



Economically Disadvantaged, 754 students

Score: 41.1 %

-1.4 pts from target



Reading/ELA: Every Student Reads On or Above Grade Level

Goal 2 - Reading Grade 3

School Code | 8300 School Name | Mayfair School

Goal 2: The percentage of 3rd grade students who are proficient on the state ELA assessment will grow from 32.5% in August 2019 to 62.0% by August 2026

PSSA ELA: % of Students Proficient or Advanced, Grade 3

All Students, 168 students

Score: 35.7 %



2021-2022 Target: 39.3 %

-3.6 pts from target

2025-2026 Goal: 62.0 %

-26.3 pts from target

NOT MEETING

no data prior year



- Meeting Target
- Not Meeting Target

American Indian / Alaskan Native

Insufficient Sample

Asian, 59 students

Score: 54.2 %

14.9 pts above target

MEETING

no data prior year



Black / African American

Insufficient Sample

Hispanic / Latino, 54 students

Score: 25.9 %

-13.4 pts from target

NOT MEETING

no data prior year



Multi Racial / Other

Insufficient Sample

Native Hawaiian / Pacific Islander

Insufficient Sample

White, 36 students

Score: 25.0 %

-14.3 pts from target

NOT MEETING

no data prior year



English Learners, 85 students

Score: 30.6 %

-8.7 pts from target

NOT MEETING

no data prior year



Students with IEPs

Insufficient Sample

Economically Disadvantaged, 128 students

Score: 38.3 %

-1.0 pts from target

NOT MEETING

no data prior year



Math & Science: Every Student Performs On or Above Grade Level

Goal 3 - Math Grades 3-8

School Code | 8300 School Name | Mayfair School

Goal 3: The percentage of students in grades 3-8 who are proficient on the state Math assessment will grow from 21.6% in August 2019 to 52.0% by August 2026

PSSA Math: % Students Proficient or Advanced, Grades 3-8

All Students, 1,103 students

Score: 22.3 %



2021-2022 Target: 28.7 %

-6.4 pts from target

2025-2026 Goal: 52.0 %

-29.7 pts from target

NOT MEETING

no data prior year

PSSA Science

% of Students Proficient or Advanced in Science (Grades 4 and 8)

39.6 %

161 out of 407 students

American Indian / Alaskan Native

Insufficient Sample

Asian, 375 students

Score: 48.3 %

19.6 pts above target

MEETING

no data prior year

Black / African American, 101 students

Score: 10.9 %

-17.8 pts from target

NOT MEETING

no data prior year

Hispanic / Latino, 363 students

Score: 7.4 %

-21.3 pts from target

NOT MEETING

no data prior year

Multi Racial / Other, 33 students

Score: 12.1 %

-16.6 pts from target

NOT MEETING

no data prior year

Native Hawaiian / Pacific Islander

Insufficient Sample

White, 226 students

Score: 9.3 %

-19.4 pts from target

NOT MEETING

no data prior year

English Learners, 510 students

Score: 12.6 %

-16.1 pts from target

NOT MEETING

no data prior year

Students with IEPs, 95 students

Score: 4.2 %

-24.5 pts from target

NOT MEETING

no data prior year

Economically Disadvantaged, 769 students

Score: 25.0 %

-3.7 pts from target

NOT MEETING

no data prior year

Climate, Culture & Opportunity

Guardrail 1 - Welcoming and Supportive Schools

School Code | 8300 School Name | Mayfair School

Guardrail 1: Every school will be a safe, welcoming and healthy place where our students, staff and community want to be and learn each day. This means that our schools will be: 1) environmentally safe and clean; and 2) spaces with inclusive climates that provide students with access to robust social, emotional, and mental health supports.

School Climate Score

Score: 6.5



2021-2022 Target: 7.0
-0.5 pts from target

2025-2026 Goal: 7.0
-0.5 pts from target

NOT MEETING

no data prior year



School Climate Survey

6.7/10
Student Rating

8.5/10
Parent Rating

5.9/10
Teacher Rating

School Instruction Score

Score: 7.5



2021-2022 Target: 8.0
-0.5 pts from target

2025-2026 Goal: 8.0
-0.5 pts from target

NOT MEETING

no data prior year



School Instruction Survey

7.7/10
Student Rating

7.2/10
Parent Rating

7.4/10
Teacher Rating

- Meeting Target
- Not Meeting Target



No

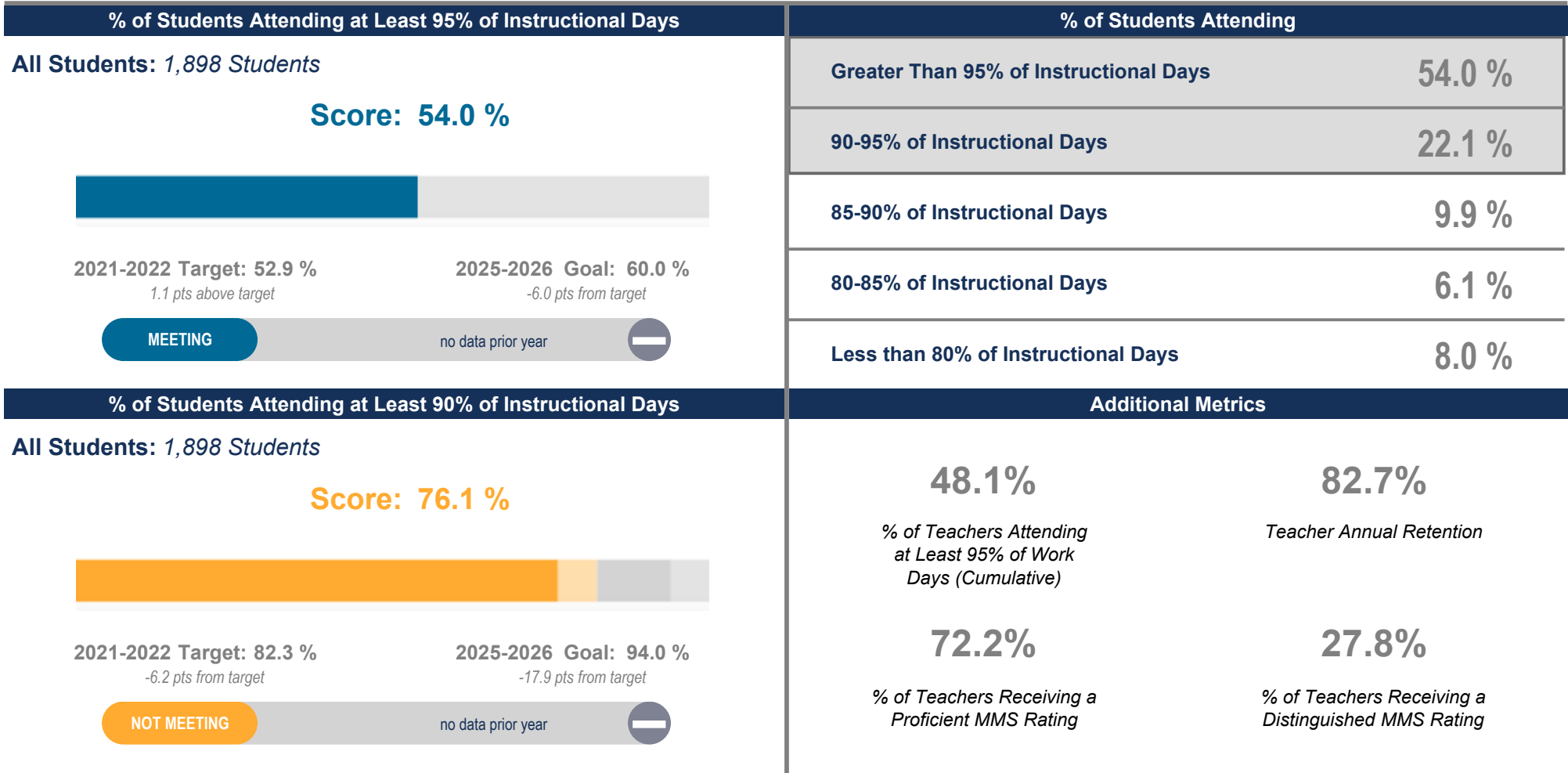
School Has at Least 2 Behavioral/Mental Health Support FTEs per 500 Students

Climate, Culture & Opportunity

Guardrail 1 - Welcoming and Supportive Schools

School Code | 8300 School Name | Mayfair School

Guardrail 1: Every school will be a safe, welcoming and healthy place where our students, staff and community want to be and learn each day. This means that our schools will be: 1) environmentally safe and clean; and 2) spaces with inclusive climates that provide students with access to robust social, emotional, and mental health supports.



- Meeting Target
- Not Meeting Target

Climate, Culture & Opportunity

Guardrail 2 - Enriching and Well-rounded School Experiences

Guardrail 3 - Partnering with Parents / Family Members

School Code | 8300 School Name | Mayfair School

Guardrail 2: Every student will have a well-rounded education with co-curricular opportunities, including arts and athletics, integrated into the school experience.

Guardrail 3: Every parent and guardian will be welcomed and encouraged to be partners in their child's school community.

% of Students Participating in Visual / Performing Arts

% of Students
Participating in Visual /
Performing Arts

99.7 %

1,560 out of 1,565 students

School Relationship Score

Score: 7.3



2021-2022 Target: 8.0

-0.7 pts from target

NOT MEETING

no data prior year

Additional Metrics



Yes

School Has a SAC/Parent Advisory Group



Yes

School Has a SAC/Parent Advisory Group That Meets Regularly



4

Number of SAC/Parent Advisory Group Meetings

● Meeting Target

● Not Meeting Target

Climate, Culture & Opportunity

Guardrail 4 - Addressing Racist Practices

School Code | 8300 School Name | Mayfair School

Guardrail 4: Our students' potential will not be limited by practices that perpetuate systemic racism and hinder student achievement.

